

(1) **EU - Type Examination Certificate**

(2) Equipment and protective systems intended for use in potentially explosive atmospheres – Directive 2014/34/EU

(3) EU - Type Examination Certificate Number

EPS 17 ATEX 1 132 X

Revision 2

(4) Equipment: Actuator, Type Ex Max-***

(5) Manufacturer: Schischek GmbH

(6) Address: Mühlsteig 45, Gewerbegebiet Süd 5
90579 Langenzenn
Germany

(7) This equipment and any acceptable variation thereto are specified in the annex to this certificate and the documentation therein referred to.

(8) Bureau Veritas Consumer Products Services Germany GmbH, notified body No. 2004 in accordance with Article 21 given in the Directive 2014/34/EU of the European Parliament and of the Council of 26 February 2014, certifies that this equipment has been found to comply with the essential health and safety requirements relating to the design and construction of equipment and protective systems intended for use in potentially explosive atmospheres, given in Annex II of the Directive. The examination and test results are recorded in the confidential documentation under the reference number 17TH0219.

(9) Compliance with the essential health and safety requirements has been assured by compliance with:

EN 60079-0:2012+A11:2013

EN 60079-1:2014


EN 60079-11:2012

EN 60079-31:2014

(10) If the sign "X" is placed after the certificate number, it indicates that the equipment is subject to special conditions for safe use specified in the annex to this certificate.

(11) This EU - Type Examination Certificate relates only to the design and examination of the specified equipment in accordance with Directive 2014/34/EU. Further requirements of this Directive apply to the manufacture of this equipment and its placing on the market. Those requirements are not covered by this certificate.


(12) The marking of the equipment shall include the following:

 II 2 (2) G Ex db [ib Gb] IIC T6, T5, T4 Gb

II 2 (2) D Ex tb [ib Db] IIIC T80°C, T95°C, T130°C Db




Nuremberg, 2018-10-30



Page 1 of 3

Certificates without signature and seal are void. This certificate is allowed to be distributed only if not modified. Extracts or modifications must be authorized by Bureau Veritas Consumer Products Services Germany GmbH. EPS 17 ATEX 1 132 X, Revision 2.



(13)

Annex

(14) EU - Type Examination Certificate EPS 17 ATEX 1 132 X

Revision 2

(15) Description of equipment:

The actuator, type Ex Max-*** consists of a flameproof enclosure with actuator shafts that accommodate electromechanical components. The internal portion is temperature controlled. The flameproof enclosure is mounted in a protective housing together with additional mechanical components. The gears and mechanical actuators mounted in the protective housing do not form part of this type approval.

Connection is by means of a connecting lead (open-ended line).

Modification of revision 2:

Correction of intrinsic parameters at EEXi output, JP101.

Electrical data:

Power supply: terminals 1-5 (X1, XA)

Nominal voltage U_o/U	up to	24 – 240 V
Rated voltage	max.	240 V
Rated current	max.	2,5 A

Option –S terminals 1-6 (XB)

Nominal voltage U_o/U	up to	24- 230 V
Rated voltage	max.	240 V
Rated current	max.	5,0 A

Option –Y Klemmen 1-6 (X2, XB)

Nominal voltage U_o/U	up to	24 V
Rated voltage	max.	24 V
Rated current.....	max.	30 mA

Rated values are maximum values, the actual electrical values are determined by mounted electrical apparatus. Within these limiting values complying with the appropriate standards, the manufacturer specifies the final limiting values dependent on power supply specifications, operating mode, utilization category, etc. Any additional technical features are specified in the test documents and the operating manual.

Ambient temperature	T6	-40 °C up to +40 °C
	T5	-40 °C up to +50 °C
	T4	-40 °C up to +60 °C



Intrinsic safe circuits

Option –BF, terminals 1,2 (EEXi output, JP101)

U_o
I_o
P_o

5,88 V
24,75 mA
0,037 W

Linear circuit

Li negligible

Ci negligible

Maximum of external lumped capacitance and inductance:

	Ex ib		
	IIC	IIB	IIA
Lo	50 mH	50 mH	50 mH
Co	43 µF	1000 µF	1000 µF

RS232, terminals 1-6 (EEXi output, SV101)

U_o
I_o
P_o

5,88 V
119 mA
0,7 W

Linear circuit

Li negligible

Ci negligible

Maximum of external lumped capacitance and inductance:

	Ex ib		
	IIC	IIB	IIA
Lo	2 mH	2 mH	2 mH
Co	43 µF	1000 µF	1000 µF

(16) Reference number: 17TH0219

(17) Special conditions for safe use:

For repair of the flameproof joints due regard must be given to the structural specifications provided by the manufacturer. Repair based on the values in tables 2 and 3 of EN 60079-1 is not accepted.

The actuator shall be used only together with certified enclosure provided by Schischek.

(18) Essential health and safety requirements:

Met by compliance with standards.

Certification department of explosion protection

Nuremberg, 2018-10-30



H. Schaffer